


# Australian Journeys



How can we use  
museum objects to understand  
Australia's connections  
to the world through  
migration journeys



*Using the Australian Journeys Gallery  
at the National Museum of Australia  
in the history classroom*

In 2009 the National Museum of Australia opened its new **Australian Journeys** Gallery.

**Australian Journeys** explores the ways in which the journeys of people and objects connect Australia to the world — both physically, through journeys associated with immigration, emigration, tourism, business, war and sport; and also mentally and spiritually, through emotions, ideas, values, beliefs, attitudes and imagination.

It does this by allowing visitors to explore a series of objects that are associated with the journeys of particular people to or from Australia. In each case there is a connection — real or imaginary — between the person, an Australian place, and another part of the world. Investigating the histories and meanings of these objects can raise many ideas and questions about the ways in which Australia's history is intimately connected to global forces and conditions.


By interrogating these objects, one of the key kinds of journey represented in the gallery, migration, so common in Australian history and geography curriculum documents, can be explored in a new, engaging and revealing way.

That's what this unit does — it provides ways that teachers and students can use some of the objects of the **Australian Journeys** Gallery to explore the migration theme in their classrooms.


It also takes you on a 'tour' of the gallery, with commentary in italics from Senior Curator Dr Martha Sear.



*We put the globe there so that people could begin the journey by thinking about how the place that we live in now was once an imaginary place to people in Europe. To them it was somewhere that was the home of monsters, people with feet on their heads and all sorts of crazy antipodean things.*



Jason McCarthy, National Museum of Australia



## Your task

In this unit we have selected 30 of the 750 objects on display. Your task is to select four of these objects that together help you understand an aspect of the idea of migration in Australian history. Further, you will be asked to consider how some of these objects explore other themes related to different kinds of journeys and why these are also important. You will then be asked to present the objects in an annotated display, using the template page provided. The page that you create will show the selected objects, some basic information about them, and, most importantly, your conclusions about what the four objects taken together help you understand about the selected theme or idea.

## Introducing the concept of migration journeys

What does migration mean?

Think about a journey you have taken. Then, as a class, discuss these and try to identify the key characteristics of these journeys. For example, some journeys will have been long, and some short. Some will have been forced, and others voluntary. Some will have been enjoyable, others possibly hurtful. Some will have been for pleasure, others for work or duty. And so on.

How many of the journeys you discussed in your class are examples of migration? Of those that are, can you begin to identify the characteristics or elements that are part of that experience? By focusing on these, we can start to analyse and understand the different things that migration can mean to people.

That's your task — to look at four objects that are linked to some aspect or meaning of a migration, to interrogate the objects to reveal these meanings, and then to draw a conclusion that makes a general statement about the understanding you have developed. Not all the objects are necessarily explicitly about migration, sometimes the connection is more subtle and varied. Nevertheless, each group of objects will help you to expand your ideas about the nature and significance of migration.

Finally, we also ask you to consider whether the objects you have chosen also tell you about other ideas and themes related to different kinds of journeys that have connected Australia to the world.

## Creating your statement about migration — your tasks

Look at the page of images of objects (page 5). You can find out more about each of these from the information on pages 8–22.



Look at the set of possible themes or aspects of migration, listed on page 6. You should choose one of these themes to focus on.



Write this theme at the top of your summary page, page 7.



Now choose which four objects you are going to 'interrogate' to help you draw out the meanings or implications of this theme, and that will help you understand the concept of migration in the Australian history context. For example, if your theme is 'that migration may involve danger', you might choose to focus on the *Maris Pacifici* map (page 8 — even though this map is not a map of a migration journey, it reminds us that for many people migration may be into the unknown), the bamboo musical instrument (page 21 — that some migration to Australia was not really voluntary, but came about because people feared persecution in the country they were living in), the New Norcia medal (page 12 — that journeying to another country can expose you to danger as well as opportunities to learn), and the Damien Parer camera (page 17 — that migration journeys can be a result of war).



Cut out and paste each of the four objects on your summary page. Interrogate and analyse the four objects, and make notes about each on the summary page. You will find more information on each in the unit, and you may also choose to carry out some further research.



Record the journey of each of the four objects on the map, creating a key to show which journey relates to which object.



Decide on your 'big idea' about what the four objects have helped you to understand about the particular aspect of migration that you are exploring.



List any further ideas about different kinds of journeys that the objects you have chosen illustrate and explain your ideas.



Finally, report on your ideas to the class, discuss the range of ideas that have been discovered by you and your classmates, and set out your pages as an illustrated display in the classroom.

Choose your four objects from this collection



See page 8



See page 8



See page 9



See page 9



See page 10



See page 10



See page 11



See page 11



See page 12



See page 12



See page 13



See page 13



See page 14



See page 14



See page 15



See page 16



See page 16



See page 17



See page 17



See page 18



See page 18



See page 19



See page 19



See page 20



See page 20



See page 21



See page 21



See page 22


## Understanding an aspect of migration

### Aspect of migration being explored:

Ideas or aspects of the theme of migration that you can explore through your four objects may include:

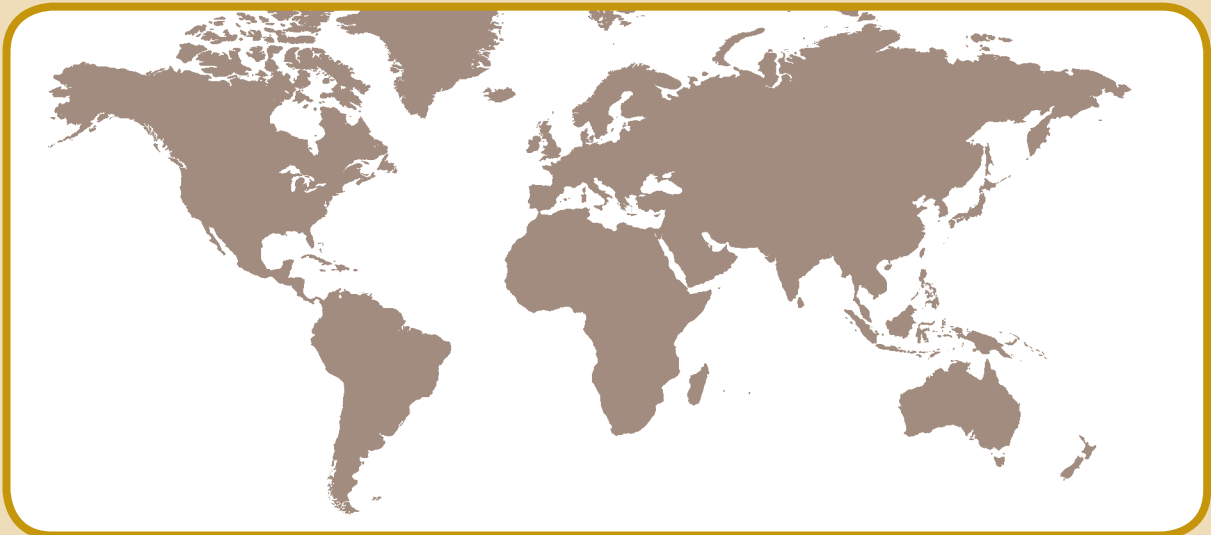
Adaptation	Equipment	Loss
Adventure	Europe	Manufactured
Africa	Evolution	Medicine
Ambitions	Exile	Memorabilia
Americas	Fairness	Men
Antarctica	Forced	Music
Art	Gain	Nature
Asia	Gender	Obscurity
Attachment	Guilt	Politics
Attitudes	Happiness	Recognition
Beliefs	Health	Recording
Business	Hopes	Recreation
Buying	Humanity	Region
Change	Humour	Remembering
Childhood	Hurtful	Revolution
Children	Ideas	Science
Contact	Identity	Selling
Continuity	Images	Separation
Copying	Imagination	Sport
Creation	Immigration	Technology
Creativity	Indigenous	Tourism
Danger	Inequality	Trade
Destruction	Innocence	Transportation
Discovery	Innovation	Values
Dreams	Internal migration	Vegetation
Emigration	Introduced	Voluntary
Emotions	Isolation	War
Engineering	Journey	Water
Enjoyable	Land	Wealth
Entertainment	Law	Women
Environment	Learning	Work
Equality	Leisure	

*Choosing an aspect  
of the theme of migration to explore*



Object 1

Object 2



Object 3

Object 4

These four objects from the Australian Journeys gallery help me understand that:

These objects also help me understand the following ideas about journeys:

