

The logo for KSPACE, featuring a stylized 'K' icon followed by the word 'SPACE' in a bold, sans-serif font.

**KSPACE**

VISITOR ACCESS GUIDE

---

**PREHISTORIC  
AUSTRALIA**

# Welcome to KSPACE

Today you will travel back in time to somewhere in Australia's past. To do this, you'll need a time-travelling robot. So, you will begin your journey at one of three **Design Stations** where you will design your own robot with the help of KC, the Kspace Computer. Each Design Station has room for a team of up to four players.



Photograph by Adam McGrath, Hcreations

*Design Stations*

Next, you will enter the **Time Pods** where you will use your robot to travel back in time to one of eight different historical locations, such as Lake Mungo 45 thousand years ago or the Sydney Harbour Bridge under construction in 1930.

There you will explore the location and take part in a mission, as your individual robot and as part of a bigger robot called the Mech. In Mech mode, different controls will move your head, arms and legs. If you're playing in a team, you will need to work with your teammates to steer and move the Mech.



Photograph by Adam McGrath, Hcreations

*Time Pods*

After the Time Pods, you will complete your visit to Kspace in the **Cool-down area**, where you will find your score as well as more information about the period of history you visited.



Photograph by Adam McGrath, Hcreations

**Cool-down area**




# Design Station


At the Design Station, KC will tell you what to expect on your time-travel adventure. She will then let you design your own time-travelling robot by choosing your robot body parts, and applying different colours and patterns. Once you've finished, KC will take your photo to use as your robot's face.

Next, you'll find out more about how to control your robot and the Mech.

Be sure to remember the number above your Design Station (1, 2 or 3). This will tell you which Time Pod to go to.




*KC, the Kspace Computer.*



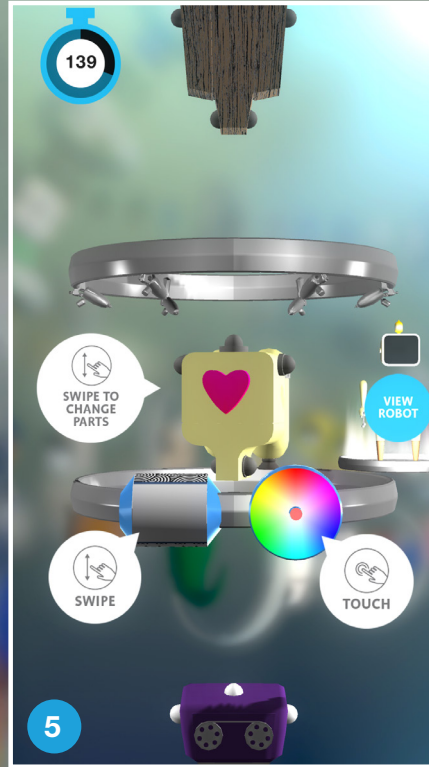
*Design your time-travelling robot at the robot factory.*



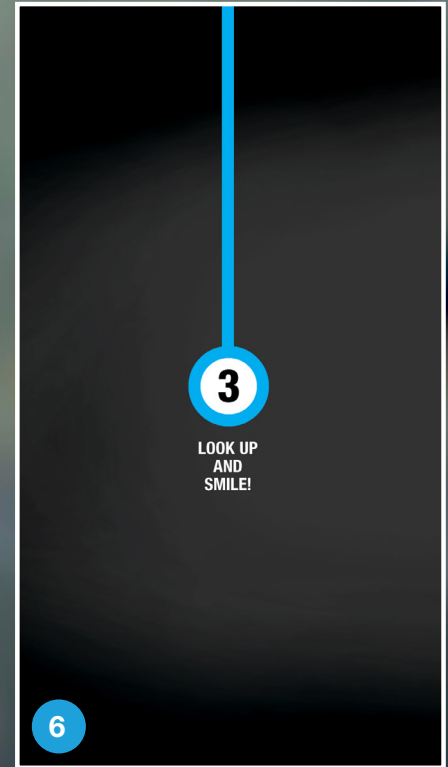
*Find out how to control your robot.*



*Everyone will have their own robot to design.*



*Each of the robot body parts can be swapped, coloured and textured.*




*KC will take your photo and use it as your robot's face. You can select a mask if you prefer, or KC will give you a mask if she isn't able to take your photo.*



# Time Pods

Once you enter the Time Pod area, look for the Time Pod with the same number as your Design Station (1, 2 or 3). Then stand in front of the screen displaying your robot.




*Go to the screen that displays your robot.*

Before the game starts, KC will give you time to practise operating both your individual robot and the Mech. During the game, KC will guide players using audio prompts, which are provided as image captions in this guide.



*This is KC. She guides players through the game.*



*Complete your mission before the timer runs out.*




*When you're in individual robot mode, try to score Kstars.*



*When you're in Mech mode, Kstars add up for the whole team.*



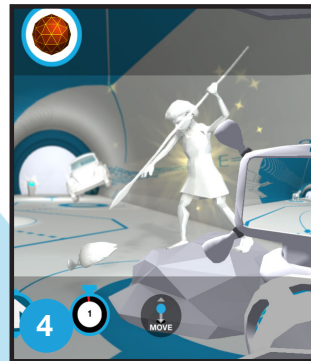
Run through the blue lights to score Kstars.



Get to the finish line to score extra Kstars.



Learn how to control the Mech. Different controls will move your head, arms and legs.



Golden lights show you objects that are interactive.




The compass helps you navigate through the game.

# Prehistoric Australia


In this game, you will visit prehistoric Australia, 110 million years ago when Australia had a vast inland sea. You arrive underwater where you are rescued from giant marine reptiles by some friendly pterosaurs that take you to their nest.

Disaster strikes when the nest collapses and the pterosaurs' eggs tumble out and roll down the hill. The eggs hatch, but some hungry raptors chase after the baby pterosaurs. You must follow the pterosaur feathers and footprints to find and save the baby pterosaurs. Don't forget to explore along the way – who knows what dinosaurs you could meet ...

## Game storyboard



It's not safe here. Quick, let's hitch a ride with those pterosaurs.



Look out. The nest is collapsing! Oh no. The eggs have fallen out.





Move left or right to avoid the obstacles. Press your button to go higher. You'll get Kstars by going through the blue lights.



Phew! We're safe. We're in the pterosaurs' nest. Have a look around.



We've got to find those eggs. Move left and right to collect the blue feathers. Watch out for rocks and pterosaur nests.



The eggs have hatched! By the look of those footprints, something's chasing them! Follow the feathers and footprints to find the baby pterosaurs.




The baby pterosaurs are trapped on that ledge! Quickly, climb the cliff and see if you can save them.



Jump across the cliff ledges to get to the pterosaurs. But watch out for the raptors! You'll get Kstars by going through the blue lights.




We have to defend the baby pterosaurs. Whack the raptors with the stick to drive them away.



You've visited prehistoric Australia, 110 million years ago, when Australia contained a vast inland sea and was home to dinosaurs, pterosaurs and giant marine reptiles.

# Cool-down

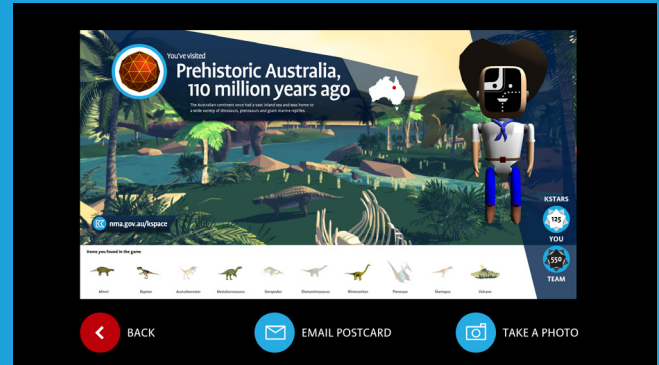
When you've finished time-travelling, make your way to your team's touchscreen in the Cool-down area. There you can discover more about the place you've visited, find out who scored the most Kstars and email your Kspace postcard home or to a friend. You can also take a photo of yourself next to the screen! And why not tell us what you thought of Kspace by leaving feedback using the touchscreens?



Check out your final score on the leaderboard.



Learn more about your Kspace experience.



Email your Kspace postcard home or to a friend.

Where our stories come alive

